



View Unofficial Transcript For Students

Last edit date: 10/11/2024

This document provides instructions for current and former students to view their unofficial transcript via the Academic History card in RamPortal. Current classes that are in-progress and not yet graded will not show on transcript.

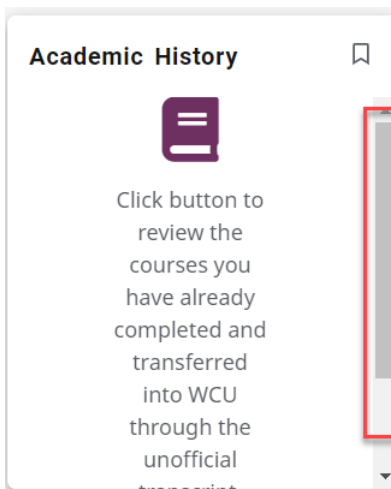
CONTENTS

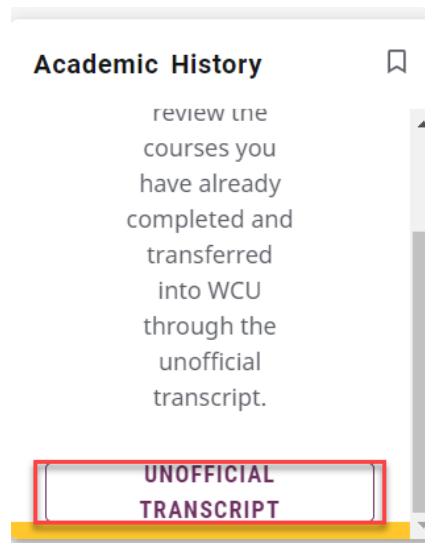
[Navigation - Current Students](#)

[View Your Unofficial Transcript](#)

NAVIGATION

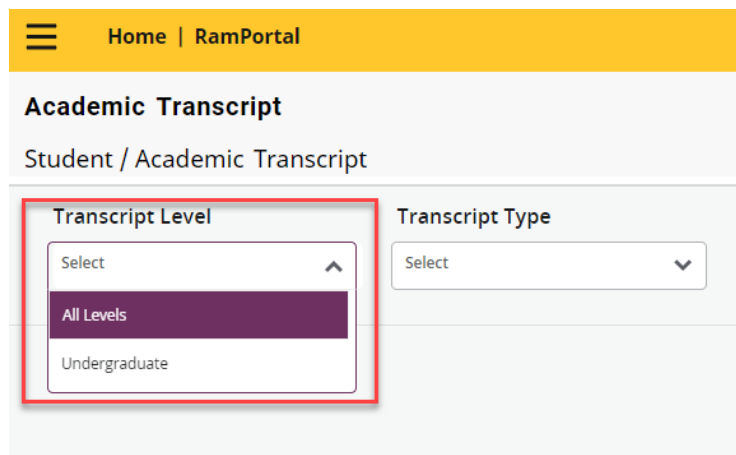
- Log into RamPortal – ramportal.wcupa.edu
- The [RamPortal Home Page Navigation.docx](#) provides basic navigation instructions.
- Locate the “Academic History” card.
- If you do not see this card on your homepage, it may be archived on the “Discover” page. For instructions on Searching for a Card, see the [RamPortal Home Page Navigation](#) document.
- Click “Unofficial Transcript” at the bottom of the card. (You may have to scroll down.)



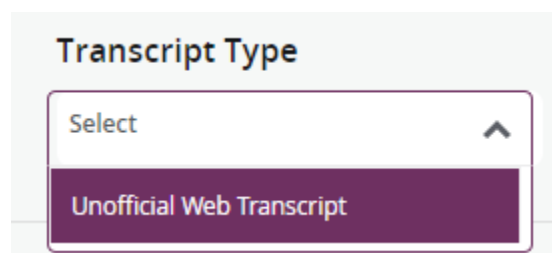


VIEW YOUR UNOFFICIAL TRANSCRIPT

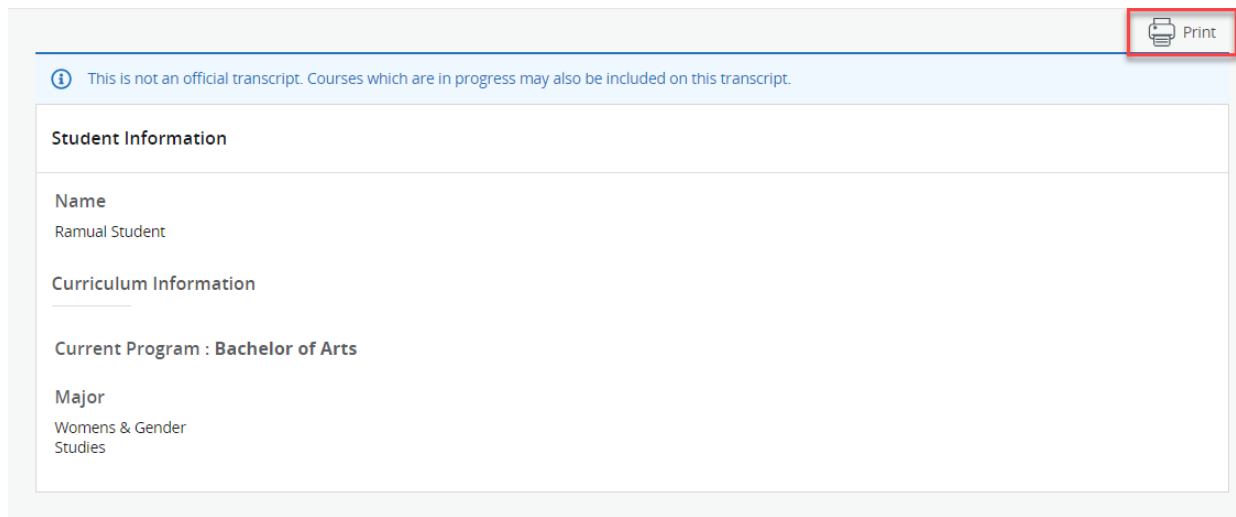
- On the “Academic Transcript” page, choose the Transcript level.



- Next, choose the “Transcript Type”.



- Your unofficial transcript will appear on the page. To print, use the “Print” icon on the top right of the page.



This is not an official transcript. Courses which are in progress may also be included on this transcript.

Student Information

Name
Ramual Student

Curriculum Information

Current Program : Bachelor of Arts

Major
Womens & Gender
Studies

Print

- To return to the RamPortal Home page, click the “Home | RamPortal” text on the top left corner of the page.

